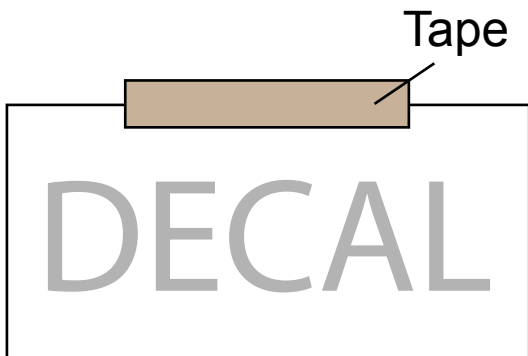
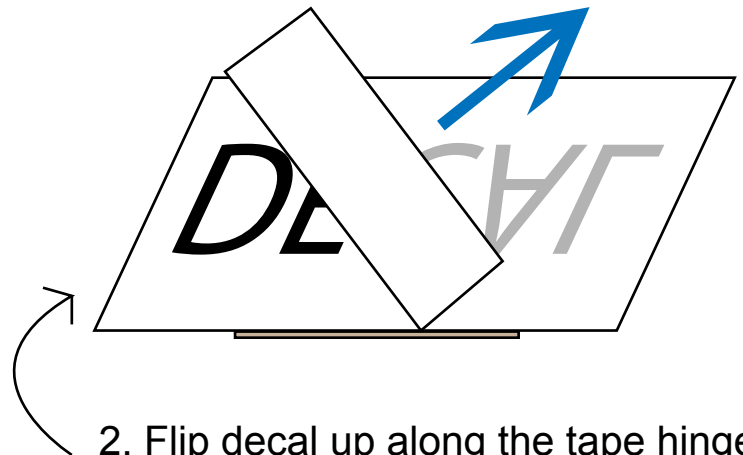


Easy decal application instructions

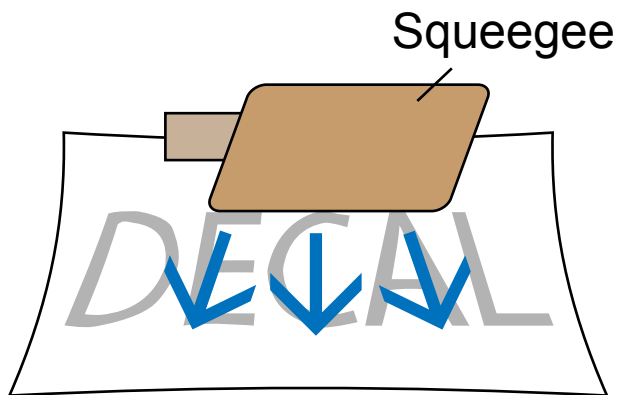
1. Ensure decal is straight and tape along the top edge as shown.



Painters' masking tape is best



2. Flip decal up along the tape hinge and remove backing paper.



You can use a credit card, plastic spatula etc. for a squeegee

3. Squeegee down from top to bottom. (Don't let the bottom touch the surface until you've squeegee'd down to it.)



Peel away slowly at a 45° angle

4. Remove application tape.